

# Manual > Circulars

## Where can I view the circulars on the GST Portal?

To view the circulars on the GST Portal, perform the following steps:

You can view the circulars without login and after logging to the GST Portal.

1. Access the [www.gst.gov.in](http://www.gst.gov.in) URL. The GST Home page is displayed.

In case of pre-login:

- Click the **Services > Notifications & Circulars > Circulars** command.

In case of post-login:

- Login to the GST Portal with valid credentials.
- Click the **Services > Notifications & Circulars > Circulars** command.

In case of Center:

2. Click the **Center** tab to view the latest circulars related to the Center.
3. From the **Choose the Year** drop down list, select the year for which you want to view circulars.
4. In the **Act Type** drop-down list, select the type of Act.
5. In the **Circular No.** enter the circular number that you want to search.
6. In the **Subject** field, enter the subject of the circular you want to search.

In case of pre-login:

In the **Type the characters you see in the image below** field, enter the captcha text.

7. Click the **SEARCH** button.

Center State

**Circulars** • indicates mandatory fields


Choose the year •

Act Type •





Circular No.

Subject

Type the characters you see in the image below •



The results on the basis of search criteria entered are displayed.

S. No.	Circular No.	Subject	Date of Issue	View/Download
1	1000000620	document center circular	21-Feb-2017	<a href="#">VIEW</a> 
2	1000000623	document center circular	21-Feb-2017	<a href="#">VIEW</a> 
3	1000000641	document center circular	21-Feb-2017	<a href="#">VIEW</a> 
4	1000000644	document center circular	21-Feb-2017	<a href="#">VIEW</a> 

**Note:** You can view or download the circulars by clicking the **View/ Download** link.

In case of State:

8. Click the **State** tab to view circulars related to the State.
9. From the **Choose the Year** drop down list, select the year for which you want to view circulars.
10. In the **Subject** field, enter the subject of the circulars you want to search.
11. In the **Circular No.** enter the circulars number that you want to search.
12. In the **Issued By** drop-down list, select the state which has issued the circulars.

In case of pre-login:

In the **Type the characters you see in the image below** field, enter the captcha text.

13. Click the **SEARCH** button.

Center
State

**Circulars** • indicates mandatory fields


Choose the year •

Subject





Circular No.

Issued By •

Type the characters you see in the image below •



The results on the basis of search criteria entered are displayed.

S. No.	Circular No.	Subject ↕	Date of Issue ▾	Issued By	View/Download
1	1000000863	state circular document	22-Feb-2017	Punjab	<a href="#">VIEW</a> 
2	1000000865	statecirculardocument	22-Feb-2017	Rajasthan	<a href="#">VIEW</a> 
3	1000000866	statecirculardocument	22-Feb-2017	Maharashtra	<a href="#">VIEW</a> 
4	1000000867	statecirculardocument	22-Feb-2017	Odisha	<a href="#">VIEW</a> 

**Note:** You can view or download the circulars by clicking the View/ Download link.